

TOURISM IN ICELAND IN FIGURES

- September 2021

International visitors through Keflavík Airport

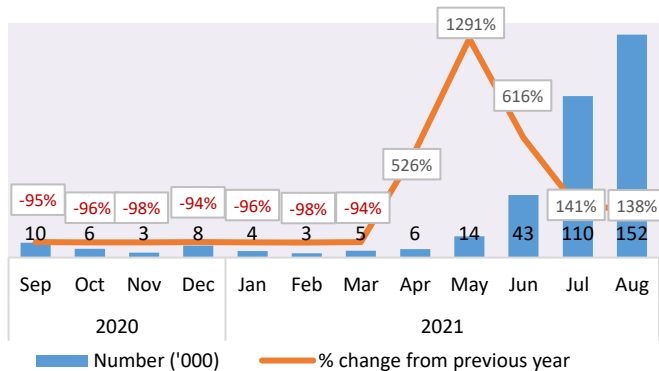
International departures in the period September'20-August '21¹

	% of departures	Number	% change from the past 12 months*
Total number		363,951	-65.5%
<i>Top ten countries**</i>			
USA	38.5%	140,046	-20.6%
Poland	9.6%	34,931	-43.9%
Germany	8.9%	32,460	-56.6%
France	4.5%	16,488	-69.6%
UK	4.4%	16,144	-91.6%
Italy	3.8%	13,750	-44.0%
Baltic states	3.1%	11,207	-56.9%
Denmark	3.1%	11,134	-69.1%
Israel	2.5%	9,228	382.4%
Spain	2.3%	8,460	-69.7%

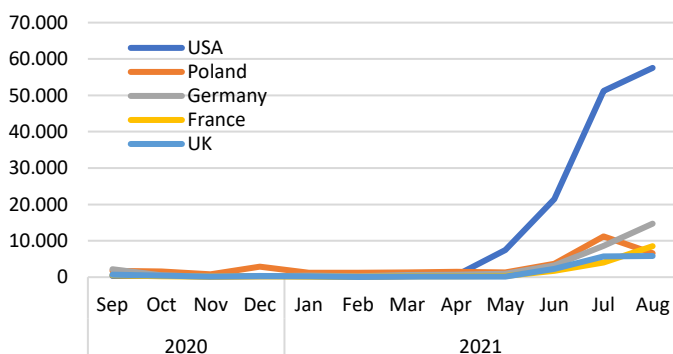
*Comparison of the periods September-August 2019-20/2020-21.

**Top ten countries were 80.7%.

Departures by month¹



Departures by month – Top five* countries¹



*Top five countries (September'20-August'21) in total were 65.9%.

Main purpose of visit to Iceland and length of stay

Purpose of visit September 2020 – August 2021²

	Number*	% of visitors
Holiday	327,920	-0.8%
Visit friends/relatives	15,286	27.3%
Health related, education etc.	5,823	-
Business related	8,371	-28.1%
Temporary work	3,276	28.6%
Visit without an overnight stay	3,276	125.0%


*Calculation based on visitor statistics at Keflavík Airport.

Length of stay in Iceland September 2020 – August 2021²

	Number of nights	% change from the past 12 months*
Average length of stay	9,1	37.9%
USA	8,1	39.7%
Poland	8,3	12.2%
Germany	11,0	25.0%
France	10,1	24.7%
UK	7,8	66.0%
Italy	10,9	22.5%
Baltic states	8,2	9.3%
Denmark	9,9	35.6%
Israel	11,9	0.9%
Spain	11,0	39.2%

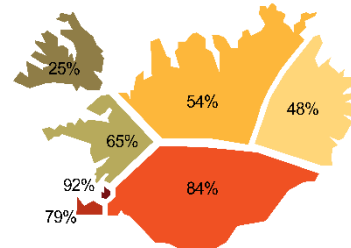
*Comparison of the periods September-August 2019-20/2020-21.

Average length of stay by month (nights)²



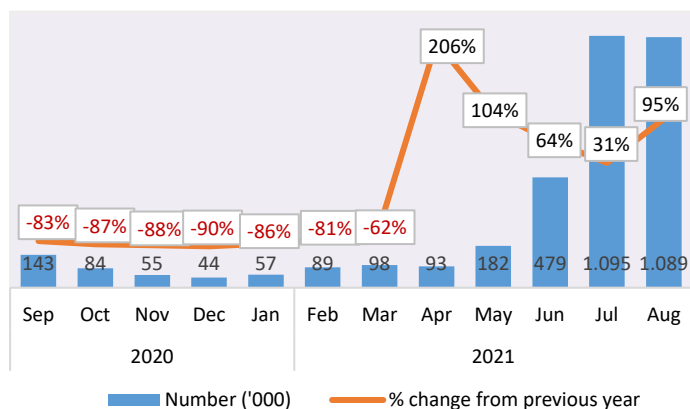
International visitors by region

Which regions were visited June-August 2021²



Overnight stays

Overnight stays* in registered accommodation by month³



*Non-registered overnight stays are not included.

Overnight stays in registered accommodation Sept'20-August'21³

	% of guest nights	Number	% change from the past 12 months*
Total guest nights**		3,508,042	-34.7%
Hotels	40.8%	1,429,634	-49.5%
Guesthouses	17.3%	607,879	-26.0%
Other accommodation	41.9%	1,470,529	-14.4%

*Comparison of the periods September-August 2019-20/2020-21.

**Non-registered overnight stays are not included.

Overnight stays in hotels (September 2020 - August 2021)³

	% of hotel guest nights	Number	% change from the past 12 months*
Total guest nights**		1,429,634	-49.5%
1. Iceland	44.6%	637,041	9.5%
2. USA	24.4%	348,517	-38.4%
3. Germany	6.4%	91,237	-53.6%
4. UK	3.6%	51,775	-88.7%
5. Israel	2.7%	38,924	538.2%

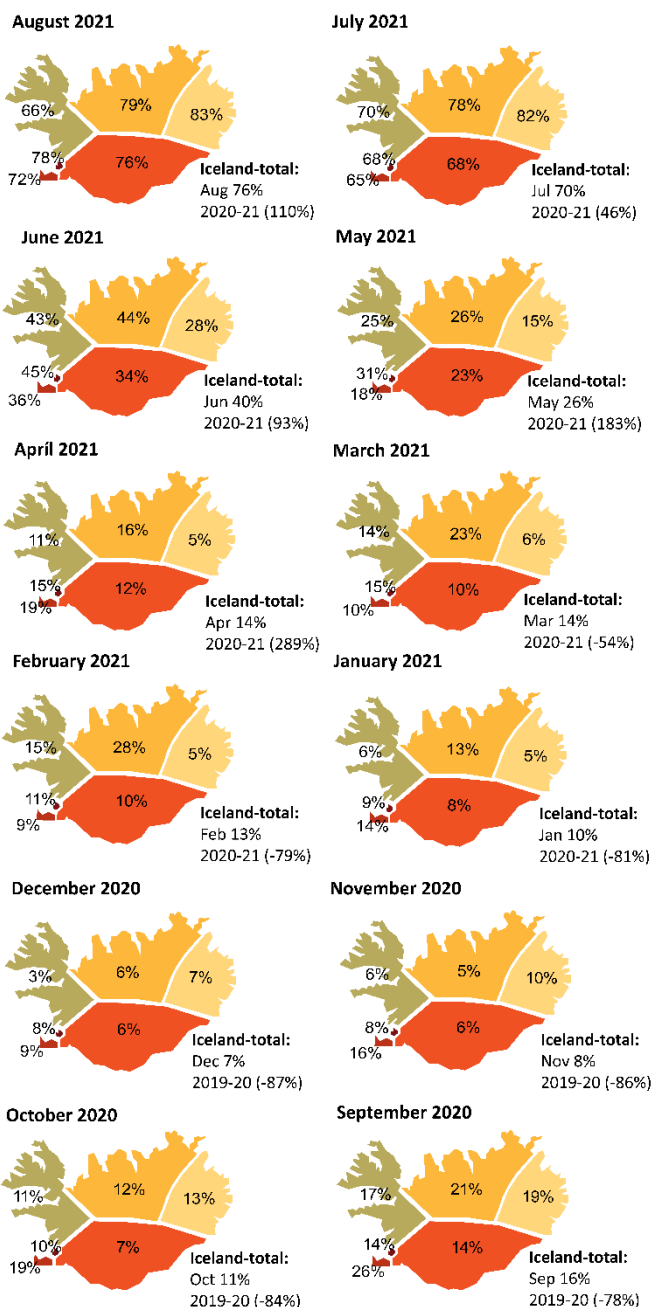
*Comparison of the periods September-August 2019-20/2020-21.

**5 largest nationalities accounted for 81.7% of total guest nights in hotels.

Room occupancy in hotels (September 2020 - August 2021)³

	Total		Capital region	
	Room occupancy	% change from the past 12 months	Room occupancy	% change from the past 12 months
Sep'20	16.1%	-78.2%	13.8%	-82.4%
Oct'20	10.8%	-84.2%	10.2%	-86.8%
Nov'20	8.2%	-85.8%	8.3%	-89.1%
Dec'20	6.8%	-86.8%	7.7%	-88.9%
Jan'21	9.5%	-80.7%	9.4%	-85.9%
Feb'21	12.8%	-78.8%	10.9%	-86.3%
Mar'21	14.0%	-53.6%	15.4%	-59.7%
Apr'21	14.0%	288.9%	15.2%	406.7%
May'21	25.5%	183.3%	31.0%	496.2%
Jun'21	40.1%	92.8%	44.8%	273.3%
Jul'21	69.6%	46.5%	67.8%	96.0%
Aug'21	76.3%	110.2%	78.0%	172.7%

Room occupancy in hotels by region³



Sources

¹Icelandic Tourist Board and Isavia: Departure statistics at Keflavik Airport. The counting of passengers is done manually before they enter the departure area and the limitations of the methodology needs to be kept in mind when viewing the statistics. The counting covers all passengers going through the security check. From October 2019, the counting is based on a sampling method. Results from the frequent surveys of Isavia 2017-2018 indicate, that the combined percentage of self-connecting passengers and foreign citizens living in Iceland varies between seasons but has been measured between 5.3%-10.4%. [See Ferðamálastofa](#).

²Icelandic Tourist Board: Border Survey conducted by the Icelandic Tourist Board and Statistics Iceland at Keflavik Airport. Due to Covid the survey was not active April-June 2020 and September 2020 - May 2021.

³Statistics Iceland: Accommodation statistics 2019-2021. Guest nights in registered accommodation refer to overnight stays with operators registered in Statistics Iceland's database. Estimated figures for 2021.